

# Christmas Activity



## Games Rules

1. Everyone starts at the start, first one to reach finish wins the race. If you roll a double, roll again, unless you are using coins.
2. Youngest goes first
3. If you land on star, move 4 extra spaces forward (only the first star does this. The one near the finish sends you back to the first star)
4. If you land on the stocking roll again
5. Spaces with dotted lines send you to another space where the arrow points to, go to that space.
6. If you land on the red space Move back 2 spaces unless it has a dotted arrow sending you to another space.
7. If you land on a red bulb, move back 4 spaces
8. If you land on a candy cane go forward 2 spaces

9. Roll again if you land on a present
10. If you land on a green bulb move forward one space and roll again
11. Yellow bulbs do nothing
12. If you're too close to the finish, use one die or coin.

Use dice, If you don't have dice, use 2 coins

Heres how:

Heads: gives you two spaces forward




Tails: gives you one space forward

# Board game player pieces

Parents please cut these out for children

Safety first

Bend the base to help  
the piece stand



Next pages are for coloring







